





# Practice Cutting Circles



## Flower Cutting



### Tools Needed:

- 2 Craft Sticks
- Glue
- Round Stickers
- Scissors

**Instructions:** Print out PDF on card stock paper and cut into four pieces to make cutting easier. Place round stickers on top of the circle lines while spacing each sticker about one finger width apart. Cut out the circles while cutting through the stickers. Glue the smaller circles on top of the larger circles. Finally, glue a craft stick on the back of the larger circle.