













Leaf Letter Discovery






cover this sheet with a paper towel



Trace

Copy





Leaf Letter Discovery



Tools Required:

- 1 sheet of paper towel
- 3 cups of water with orange, yellow, and red food dye
- Eye dropper
- Pencil
- Tray to collect any spillage

Instructions:

Place the leaf printout in a tray with a sheet of paper towel on top of it (letters are hidden). Use an eye dropper to collect water and squeeze on top of paper towel until a letter is discovered (alternate between colors). Practice writing the letter that was discovered and repeat steps until all letters are found.