






Snowman Name



Step 1: Write the letters of your name in each circle

Step 2: For younger children, have them cut along the dotted lines to create squares. *This will make cutting out each circle easier*

Step 3: Cut out each circle and tape/glue them together to the snowmans head



Step 1: Write the letters of your name in each circle

Step 2: For younger children, have them cut along the dotted lines to create squares. *This will make cutting out each circle easier*

Step 3: Cut out each circle and tape/glue them together to the snowmans head

