




# Winter Block Patterns

Cut out each pattern card and laminate for durability. Use snap cubes to create the block patterns below.





Green	Red	Green	Red	Green	Red
-------	-----	-------	-----	-------	-----

www.LearnPal.com





Orange	Yellow	Yellow	Orange	Yellow	Yellow
--------	--------	--------	--------	--------	--------

www.LearnPal.com




Green	Red	White	Green	Red	White
-------	-----	-------	-------	-----	-------

www.LearnPal.com




Blue	Blue	Black	Blue	Blue	Black
------	------	-------	------	------	-------

www.LearnPal.com





# Winter Block Patterns

Cut out each pattern card and laminate for durability. Use snap cubes to create the block patterns below.





Green	Yellow	Blue	Green	Yellow	Blue
-------	--------	------	-------	--------	------

www.LearnPal.com





Orange	Yellow	Orange	Yellow	Orange	Yellow
--------	--------	--------	--------	--------	--------

www.LearnPal.com




Green	Red	White	Green	Red	White
-------	-----	-------	-------	-----	-------

www.LearnPal.com



Brown	White	White	Brown	White	White
-------	-------	-------	-------	-------	-------

www.LearnPal.com



# Create Your Own Pattern Block

Use markers or crayons to color in the squares to create a pattern. Cut out each pattern card and use snap cubes to create the block patterns below.



--	--	--	--	--	--

[www.LearnPal.com](http://www.LearnPal.com)

 LearnPal



--	--	--	--	--	--

[www.LearnPal.com](http://www.LearnPal.com)

 LearnPal



--	--	--	--	--	--

[www.LearnPal.com](http://www.LearnPal.com)

 LearnPal



--	--	--	--	--	--

[www.LearnPal.com](http://www.LearnPal.com)

 LearnPal